


PASAY CITY
REPORT OF FUND UTILIZATION
For The 2nd Quarter Ending June 30, 2017


	2 nd Quarter			Total 2 nd Quarter	Year To Date (January-June)
	April	May	June		
Receipt from SEF Collection from Taxpayers	6,129,570.24	8,508,308.65	44,705,035.61	59,342,914.50	612,471,972.83
Service and Business Income	490,718.73	449,709.64	765,152.06	1,705,580.43	3,130,010.70
Total	6,620,288.97	8,958,018.29	45,470,187.67	61,048,494.93	615,601,983.53
Less: Disbursements (broken down by expense class and by object of expenditure)					
Personal Services					
Salaries and Wages	1,425,887.17	1,543,484.06	1,442,034.00	4,411,405.23	7,312,649.01
Other Compensation	3,972,693.03	6,358,866.84	391,214.04	10,722,773.91	17,289,795.11
Personnel Benefits	212,263.35	212,263.38	212,263.38	636,790.11	1,065,946.17
Total Personal Services	5,610,843.55	8,114,614.28	2,045,511.42	15,770,969.25	25,668,390.29
Maintenance and Other Operating Expenses					
Other Supplies and Materials Expenses	-	-	-	-	4,649,535.00
Utility Expenses	6,988,989.41	1,296,063.47	3,796,177.72	12,081,230.60	19,985,843.24
Communication Expenses	445,062.83	-	171,624.04	616,686.87	845,235.38
General Services	-	7,477,822.80	7,477,822.80	14,955,645.60	25,568,631.60
Repairs and Maintenance	-	-	-	-	814,545.00
Taxes, Insurance Premiums and Fees	98,119.74	89,941.93	153,030.42	341,092.09	5,253,560.46
Other Maintenance and Operating Expenses	202,740.00	-	-	-	1,305,933.00
Total Maintenance and Other Operating Expenses	7,734,911.98	8,863,828.20	11,598,654.98	27,994,655.16	58,423,283.68
Capital Outlay					
Construction in Progress- Agency Assets	38,840,145.91	19,339,774.88	70,052,075.82	128,231,996.61	167,068,975.32
Total Capital Outlay	38,840,145.91	19,339,774.88	70,052,075.82	128,231,996.61	167,068,975.32
Subtotal	52,185,901.44	36,318,217.36	83,696,242.22	171,997,621.02	251,160,649.29
Total Funds Used for the Quarter	(45,565,612.47)	(27,360,199.07)	(38,226,054.55)	(110,949,126.09)	364,441,334.24
Net Funds Balance	(45,565,612.47)	(27,360,199.07)	(38,226,054.55)	(110,949,126.09)	364,441,334.24

Prepared by:



ELENA J. TUBERA

Management & Audit Analyst I

Checked by:


MAURA A. BAUTISTA, CPA
Accountant IV

Noted by:


ALEGRIA T. CASUGAY, CPA
CGDH II - City Accountant