

Statement of Debt Service
as of December 31, 2016
Pasay City

Account: General Fund

| Date Contracted (2) | Term (3) | Principal Amount (4) | Previous Payments Made | | | | | | | | Balance of the Principal (7) |
|------------------------|-------------|-------------------------|------------------------|------------------|---------------|-----------------|-----------------|-----------------|-----------------|---------------|---------------------------------|
| | | | Principal (2015) | Principal (2016) | Total | Interest (5) | | | | | |
| | | | | | | Interest (2013) | Interest (2014) | Interest (2015) | Interest (2016) | Total | |
| 22, 2012 | 15 years | 63,000,767.85 | 2,625,031.98 | 5,250,063.96 | 7,875,095.94 | 3,170,750.98 | 2,876,459.72 | 2,506,863.19 | 2,054,876.96 | 10,608,950.85 | 55,125,671.91 |
| 7, 2012 | 15 years | 3,135,939.64 | 130,664.16 | 261,328.32 | 391,992.48 | 157,827.97 | 143,179.27 | 124,782.14 | 102,283.98 | 528,073.36 | 2,743,947.16 |
| 7, 2012 | 7 years | 40,985,000.00 | 4,269,270.85 | 10,246,250.04 | 14,515,520.89 | 2,062,724.53 | 1,871,274.05 | 1,600,394.50 | 1,180,027.63 | 6,714,420.71 | 26,469,479.11 |
| per 2, 2012 | 15 years | 16,719,551.27 | 696,647.94 | 1,393,295.88 | 2,089,943.82 | 841,474.40 | 763,373.48 | 725,405.10 | 545,336.54 | 2,875,589.52 | 14,629,607.45 |
| per 5, 2012 | 15 years | 7,491,927.15 | 312,163.62 | 624,327.24 | 936,490.86 | 377,059.49 | 342,062.95 | 298,111.25 | 244,361.93 | 1,261,595.62 | 6,555,436.29 |
| per 17, 2012 | 15 years | 8,636,377.77 | 359,849.10 | 719,698.20 | 1,079,547.30 | 434,658.24 | 394,315.71 | 387,141.53 | 281,690.12 | 1,497,805.60 | 7,556,830.47 |
| mber 9, 2012 | 7 years | 8,691,000.00 | 905,312.50 | 2,172,750.00 | 3,078,062.50 | 437,407.28 | 396,809.60 | 340,399.98 | 250,228.63 | 1,424,845.49 | 5,612,937.50 |
| mber 14, 2012 | 15 years | 32,813,061.71 | 1,367,210.88 | 2,734,421.76 | 4,101,632.64 | 1,651,440.93 | 1,498,163.48 | 1,395,672.41 | 1,070,253.69 | 5,615,530.51 | 28,711,429.07 |
| mber 20, 2012 | 15 years | 9,133,946.86 | 380,581.14 | 761,162.28 | 1,141,743.42 | 459,700.25 | 417,033.46 | 435,526.77 | 297,919.19 | 1,610,179.67 | 7,992,203.44 |
| mber 21, 2012 | 15 years | 44,389,392.22 | 1,849,558.02 | 3,699,116.04 | 5,548,674.06 | 2,234,063.41 | 1,846,710.22 | 1,766,298.04 | 1,447,835.35 | 7,294,907.02 | 38,840,718.16 |
| ry 4, 2013 | 7 years | 14,800,000.00 | 1,541,666.65 | 3,699,999.96 | 5,241,666.61 | 704,723.31 | 675,731.53 | 581,259.42 | 426,117.10 | 2,387,831.36 | 9,558,333.39 |
| ary 1, 2013 | 15 years | 19,031,064.92 | 792,961.02 | 1,585,922.04 | 2,378,883.06 | 840,234.56 | 868,911.51 | 758,263.96 | 620,730.49 | 3,088,140.52 | 16,652,181.86 |
| ary 13, 2013 | 15 years | 11,080,560.25 | 461,690.04 | 923,380.08 | 1,385,070.12 | 469,178.24 | 505,911.06 | 440,906.52 | 361,411.28 | 1,777,407.10 | 9,695,490.13 |
| ary 14, 2013 | 15 years | 44,468,379.94 | 1,852,849.14 | 3,705,698.28 | 5,558,547.42 | 1,876,200.13 | 2,030,316.57 | 1,769,441.07 | 1,450,411.67 | 7,126,369.44 | 38,909,832.52 |
| ary 12, 2013 | 7 years | 43,372,525.00 | 4,517,971.35 | 10,843,131.24 | 15,361,102.59 | 1,810,357.30 | 1,980,282.53 | 1,698,769.59 | 1,248,768.51 | 6,738,177.93 | 28,011,422.41 |
| 27, 2013 | 7 years | 13,450,000.00 | 1,401,041.65 | 3,362,499.96 | 4,763,541.61 | 474,250.68 | 614,093.83 | 525,175.50 | 387,248.31 | 2,000,768.32 | 8,686,458.39 |
| 27, 2013 | 15 years | 55,723,277.00 | 2,321,803.20 | 4,643,606.40 | 6,965,409.60 | 2,006,801.31 | 2,544,187.43 | 2,232,076.92 | 1,817,509.25 | 8,600,574.91 | 48,757,867.40 |
| 27, 2013 | 15 years | 4,996,342.00 | 208,180.92 | 416,361.84 | 624,542.76 | 179,936.75 | 228,120.66 | 198,809.43 | 162,964.16 | 769,831.00 | 4,371,799.24 |
| 9, 2013 | 15 years | 11,894,821.00 | 495,617.52 | 991,235.04 | 1,486,852.56 | 387,151.99 | 543,088.21 | 473,306.75 | 387,969.79 | 1,791,516.74 | 10,407,968.44 |
| 7, 2013 | 15 years | 18,931,366.76 | 788,806.92 | 1,577,613.84 | 2,366,420.76 | 522,038.91 | 864,359.51 | 753,297.91 | 617,478.65 | 2,757,174.98 | 16,564,946.00 |
| 0, 2013 | 15 years | 13,039,000.00 | 543,291.66 | 1,086,583.32 | 1,629,874.98 | 343,836.64 | 595,328.59 | 518,834.77 | 425,289.13 | 1,883,289.13 | 11,409,125.02 |
| 7, 2013 | 15 years | 28,126,628.00 | 1,171,942.86 | 2,343,885.72 | 3,515,828.58 | 707,789.26 | 1,284,192.48 | 1,119,186.50 | 917,397.71 | 4,028,565.95 | 24,610,799.42 |
| mber 10, 2013 | 15 years | 2,622,465.33 | 109,269.36 | 218,538.72 | 327,808.08 | 24,105.13 | 119,735.32 | 104,350.52 | 85,536.15 | 333,727.12 | 2,294,657.25 |
| er 17, 2013 | 15 years | 19,272,269.00 | 803,011.20 | 1,606,022.40 | 2,409,033.60 | 325,641.63 | 2,013,531.37 | 1,409,694.66 | 628,597.77 | 4,377,465.43 | 16,863,235.40 |
| er 17, 2013 | 15 years | 9,421,288.00 | 392,553.66 | 785,107.32 | 1,177,660.98 | | | | 307,291.30 | 307,291.30 | 8,243,627.02 |
| er 17, 2013 | 15 years | 6,733,923.00 | 280,580.10 | 561,160.20 | 841,740.30 | | | | 219,638.34 | 219,638.34 | 5,892,182.70 |
| mber 15, 2013 | 15 years | 12,908,308.00 | 537,846.18 | 1,075,692.36 | 1,613,538.54 | 62,242.81 | 589,361.52 | 513,634.37 | 421,026.35 | 1,586,265.05 | 11,294,769.46 |
| mber 13, 2013 | 15 years | 26,495,962.00 | 1,103,998.44 | 2,207,996.88 | 3,311,995.32 | 35,932.88 | 1,209,740.31 | 1,054,300.66 | 864,210.76 | 3,164,184.61 | 23,183,966.68 |
| mber 18, 2013 | 15 years | 69,928,469.00 | 2,913,686.22 | 5,827,372.44 | 8,741,058.66 | | 3,192,761.46 | 2,782,523.27 | 2,280,835.69 | 8,256,120.42 | 61,187,410.34 |
| mber 18, 2013 | 15 years | 3,326,107.00 | 138,587.82 | 277,175.64 | 415,763.46 | | 151,861.86 | 132,349.08 | 108,486.62 | 392,697.56 | 2,910,343.54 |

Statement of Debt Service
as of December 31, 2016
Pasay City

Account: General Fund

| Date Contracted (2) | Term (3) | Principal Amount (4) | Previous Payments Made (5) | | | | | | | Balance of the Principal (7) | | |
|------------------------|-------------|-------------------------|-------------------------------|------------------|--------------|-----------------|-----------------|-----------------|-----------------|---------------------------------|--------------|---------------|
| | | | Principal (2015) | Principal (2016) | Total | Interest (2013) | Interest (2014) | Interest (2015) | Interest (2016) | | Total | |
| | | | | | | | | | | | | |
| September 18, 2013 | 15 years | 628,751.00 | 26,197.98 | 52,395.96 | 78,593.94 | | | 28,707.21 | 25,018.64 | 20,507.78 | 74,233.63 | 550,157.06 |
| September 27, 2013 | 15 years | 4,500,740.58 | 187,530.84 | 375,061.68 | 562,592.52 | | | 205,492.72 | 179,088.96 | 146,799.30 | 531,380.98 | 3,938,148.06 |
| January 03, 2014 | 7 years | 15,720,000.00 | 1,637,500.00 | 3,930,000.00 | 5,567,500.00 | | | 677,467.38 | 615,704.50 | 452,605.35 | 1,745,777.23 | 10,152,500.00 |
| January 14, 2014 | 15 years | 19,432,128.00 | 809,671.98 | 1,619,343.96 | 2,429,015.94 | | | 796,451.09 | 773,223.72 | 633,811.82 | 2,203,486.63 | 17,003,112.06 |
| January 20, 2014 | 15 years | 3,562,922.42 | 148,455.12 | 296,910.24 | 445,365.36 | | | 146,031.00 | 141,772.22 | 116,210.76 | 404,013.98 | 3,117,557.06 |
| January 4, 2014 | 15 years | 17,963,161.00 | 748,465.02 | 1,496,930.04 | 2,245,395.06 | | | 701,055.43 | 714,772.05 | 585,898.99 | 2,001,726.47 | 15,717,765.94 |
| January 4, 2014 | 15 years | 8,518,722.00 | 354,946.74 | 709,893.48 | 1,064,840.22 | | | 332,463.53 | 338,968.40 | 277,852.58 | 949,284.51 | 7,453,881.78 |
| January 13, 2014 | 15 years | 10,886,125.00 | 453,588.54 | 907,177.08 | 1,360,765.62 | | | 408,453.39 | 433,169.75 | 355,069.45 | 1,196,692.59 | 9,525,359.38 |
| January 13, 2014 | 15 years | 14,443,657.00 | 601,819.02 | 1,203,638.04 | 1,805,457.06 | | | 541,933.92 | 574,727.49 | 471,104.39 | 1,587,765.80 | 12,638,199.94 |
| January 13, 2014 | 15 years | 7,057,170.00 | 294,048.78 | 588,097.56 | 882,146.34 | | | 264,788.89 | 280,811.81 | 230,181.58 | 775,782.28 | 6,175,023.66 |
| January 20, 2014 | 15 years | 10,329,218.78 | 430,384.14 | 860,768.28 | 1,291,152.42 | | | 376,662.76 | 411,009.88 | 336,905.00 | 1,124,577.64 | 9,038,066.36 |
| 2014 | 15 years | 29,702,951.60 | 1,237,623.00 | 2,475,246.00 | 3,712,869.00 | | | 680,319.66 | 1,181,909.96 | 968,812.19 | 2,831,041.81 | 25,990,082.60 |
| 2014 | 15 years | 21,144,662.00 | 881,027.58 | 1,762,055.16 | 2,643,082.74 | | | 484,299.66 | 841,367.13 | 689,669.04 | 2,015,335.83 | 18,501,579.26 |
| 2014 | 15 years | 24,740,410.00 | 1,030,850.40 | 2,061,700.80 | 3,092,551.20 | | | 555,473.05 | 984,445.51 | 806,950.47 | 2,346,869.03 | 21,647,858.80 |
| 2014 | 15 years | 7,279,488.00 | 303,312.00 | 606,624.00 | 909,936.00 | | | 155,761.08 | 289,658.05 | 237,432.87 | 682,852.00 | 6,369,552.00 |
| 2014 | 15 years | 10,422,127.00 | 434,255.28 | 868,510.56 | 1,302,765.84 | | | 175,891.23 | 414,706.77 | 339,935.36 | 930,533.36 | 9,119,361.16 |
| September 18, 2014 | 15 years | 9,391,675.00 | 391,319.82 | 782,639.64 | 1,173,959.46 | | | 128,781.74 | 373,704.08 | 306,325.43 | 808,811.25 | 8,217,715.54 |
| September, 2014 | 15 years | 22,127,054.00 | 921,960.60 | 1,843,921.20 | 2,765,881.80 | | | 246,731.81 | 880,457.46 | 721,711.43 | 1,848,900.70 | 19,361,172.20 |
| January, 2015 | 7 years | 12,980,000.00 | 1,352,083.35 | 3,245,000.04 | 4,597,083.39 | | | | 352,066.95 | 373,716.21 | 725,783.16 | 8,382,916.61 |
| 2015 | 15 years | 46,334,825.00 | 1,930,617.72 | 3,861,235.44 | 5,791,853.16 | | | | 1,049,295.00 | 1,511,288.97 | 2,560,583.97 | 40,542,971.84 |
| 2015 | 15 years | 14,550,613.00 | 508,762.70 | 1,221,030.48 | 1,729,793.18 | | | | 209,795.94 | 477,911.76 | 687,707.70 | 12,820,819.82 |
| 2015 | 15 years | 42,717,326.00 | 1,493,612.80 | 3,584,670.72 | 5,078,283.52 | | | | 595,227.95 | 1,403,041.43 | 1,998,269.38 | 37,639,042.48 |
| September, 2015 | 15 years | 41,382,189.00 | 874,271.61 | 3,497,086.44 | 4,371,358.05 | | | | 359,576.33 | 1,368,760.88 | 1,728,337.21 | 37,010,830.95 |
| September, 2015 | 15 years | 54,738,295.00 | 776,429.72 | 4,658,578.32 | 5,435,008.04 | | | | 322,803.51 | 1,823,369.25 | 2,146,172.76 | 49,303,286.96 |
| September, 2015 | 15 years | 5,578,611.00 | 79,129.24 | 474,775.44 | 553,904.68 | | | | 32,608.66 | 185,827.25 | 218,435.91 | 5,024,706.32 |
| September, 2015 | 15 years | 7,023,345.67 | 100,333.50 | 602,001.00 | 702,334.50 | | | | 41,346.83 | 235,623.42 | 276,970.25 | 6,321,011.17 |
| September, 2015 | 15 years | 20,098,332.50 | 144,592.32 | 1,735,107.84 | 1,879,700.16 | | | | 50,609.25 | 679,121.85 | 729,731.10 | 18,218,632.34 |
| September, 2015 | 15 years | 31,719,667.00 | | 2,738,388.48 | 2,738,388.48 | | | | | 1,071,806.26 | 1,071,806.26 | 28,981,278.52 |
| September, 2015 | 15 years | 47,008,673.00 | | 3,720,110.79 | 3,720,110.79 | | | | | 1,595,430.46 | 1,595,430.46 | 43,288,562.21 |
| September, 2015 | 15 years | 7,009,315.00 | | 609,505.68 | 609,505.68 | | | | | 237,881.88 | 237,881.88 | 6,399,809.32 |

Statement of Debt Service
as of December 31, 2016
Pasay City

Account: General Fund

| Date Contracted (2) | Term (3) | Principal Amount (4) | Previous Payments Made | | | | | | Balance of the Principal (7) | | |
|----------------------------|-----------------|-----------------------------|------------------------|------------------|--------------|-----------------|-----------------|-----------------|-------------------------------------|-----------------|---------------|
| | | | Principal (2015) | Principal (2016) | Total | Interest (2013) | Interest (2014) | Interest (2015) | | Interest (2016) | Total |
| | | | (5) | | | | | | | | |
| y, 2016 | 15 years | 9,790,536.00 | | 786,101.47 | 786,101.47 | | | | 292,767.48 | 292,767.48 | 9,004,434.53 |
| 16, 2016 | 15 years | 58,698,612.00 | | 3,884,466.96 | 3,884,466.96 | | | | 1,540,070.01 | 1,540,070.01 | 54,814,145.04 |
| 22, 2016 | 15 years | 7,132,818.00 | | 105,280.00 | 105,280.00 | | | | 41,295.00 | 41,295.00 | 7,027,538.00 |
| 016 | 15 years | 40,928,062.00 | | 2,726,291.76 | 2,726,291.76 | | | | 1,006,290.60 | 1,006,290.60 | 38,201,770.24 |
| 016 | 7 years | 42,785,000.00 | | 8,776,410.24 | 8,776,410.24 | | | | 918,004.24 | 918,004.24 | 34,008,589.76 |
| 016 | 15 years | 1,548,587.00 | | 80,896.34 | 80,896.34 | | | | 31,139.80 | 31,139.80 | 1,467,690.66 |
| 016 | 15 years | 8,098,275.06 | | 423,044.23 | 423,044.23 | | | | 162,844.33 | 162,844.33 | 7,675,230.83 |
| 016 | 15 years | 6,810,452.93 | | 355,769.96 | 355,769.96 | | | | 136,948.13 | 136,948.13 | 6,454,682.97 |
| 016 | 15 years | 594,988.94 | | 31,315.20 | 31,315.20 | | | | 11,362.82 | 11,362.82 | 563,673.74 |
| 016 | 15 years | 8,005,041.00 | | 421,317.96 | 421,317.96 | | | | 152,876.43 | 152,876.43 | 7,583,723.04 |
| 016 | 15 years | 4,556,289.00 | | 205,546.86 | 205,546.86 | | | | 78,629.62 | 78,629.62 | 4,350,742.14 |
| 016 | 15 years | 10,053,630.00 | | 453,547.20 | 453,547.20 | | | | 173,499.33 | 173,499.33 | 9,600,082.80 |
| 016 | 15 years | 1,300,451.00 | | 49,259.50 | 49,259.50 | | | | 18,833.96 | 18,833.96 | 1,251,191.50 |
| 016 | 15 years | 3,737,717.00 | | 141,580.20 | 141,580.20 | | | | 54,132.01 | 54,132.01 | 3,596,136.80 |
| 016 | 15 years | 5,985,365.52 | | 228,449.05 | 228,449.05 | | | | 85,606.57 | 85,606.57 | 5,756,916.47 |
| 016 | 15 years | 1,147,613.00 | | 43,802.00 | 43,802.00 | | | | 16,413.90 | 16,413.90 | 1,103,811.00 |
| 016 | 15 years | 18,364,907.00 | | 700,950.65 | 700,950.65 | | | | 257,330.91 | 257,330.91 | 17,663,956.35 |
| ,2016 | 15 years | 9,546,049.00 | | 291,482.40 | 291,482.40 | | | | 110,646.98 | 110,646.98 | 9,254,566.60 |
| ,2016 | 15 years | 10,271,326.26 | | 313,628.28 | 313,628.28 | | | | 119,053.58 | 119,053.58 | 9,957,697.98 |
| ,2016 | 15 years | 10,883,826.00 | | 332,330.56 | 332,330.56 | | | | 126,152.97 | 126,152.97 | 10,551,495.44 |
| ,2016 | 15 years | 4,084,973.15 | | 124,732.00 | 124,732.00 | | | | 47,348.38 | 47,348.38 | 3,960,241.15 |
| ,2016 | 15 years | 12,222,638.92 | | 376,081.20 | 376,081.20 | | | | 141,577.00 | 141,577.00 | 11,846,557.72 |
| nber, 2016 | 15 years | 15,684,753.28 | | 361,955.85 | 361,955.85 | | | | 136,107.56 | 136,107.56 | 15,322,797.43 |
| nber, 2016 | 15 years | 16,111,453.00 | | 374,684.94 | 374,684.94 | | | | 140,894.14 | 140,894.14 | 15,736,768.06 |
| nber, 2016 | 15 years | 5,766,364.00 | | 134,101.50 | 134,101.50 | | | | 47,634.32 | 47,634.32 | 5,632,262.50 |
| r, 2016 | 15 years | 23,833,648.00 | | 369,513.92 | 369,513.92 | | | | 139,176.31 | 139,176.31 | 23,464,134.08 |
| r, 2016 | 15 years | 1,117,741.00 | | 17,464.70 | 17,464.70 | | | | 6,036.76 | 6,036.76 | 1,100,276.30 |
| r, 2016 | 15 years | 5,445,872.00 | | 85,091.76 | 85,091.76 | | | | 28,884.97 | 28,884.97 | 5,360,780.24 |
| r, 2016 | 15 years | 5,300,985.76 | | 82,827.90 | 82,827.90 | | | | 28,116.50 | 28,116.50 | 5,218,157.86 |
| ber,2016 | 15 years | 18,975,077.00 | | 149,410.06 | 149,410.06 | | | | 42,267.63 | 42,267.63 | 18,825,666.94 |

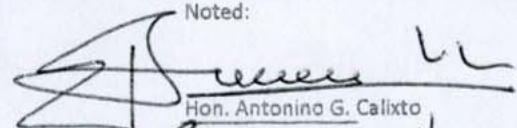
Statement of Debt Service
as of December 31, 2016
Pasay City

Account: General Fund

| Date Contracted (2) | Term (3) | Principal Amount (4) | Previous Payments Made | | | | | | | Balance of the Principal (7) | | |
|----------------------------|-----------------|-----------------------------|------------------------|------------------|----------------|-----------------|-----------------|-----------------|-----------------|-------------------------------------|------------------|--------------|
| | | | Principal (2015) | Principal (2016) | Total | Interest (2013) | Interest (2014) | Interest (2015) | Interest (2016) | | Total | |
| | | | (5) | | | | | | | | | |
| December, 2016 | 15 years | 4,242,526.00 | | 33,405.72 | 33,405.72 | | | | | 9,450.37 | 9,450.37 | 4,209,120.28 |
| | | 1,606,637,455.04 | 53,426,435.90 | 150,450,542.12 | 203,876,978.02 | 22,597,529.01 | 37,467,663.24 | 39,114,622.61 | 45,976,689.07 | 145,156,503.93 | 1,402,760,477.02 | |



CPA

Noted:

Hon. Antonino G. Calixto
Local Chief Executive

Statement of Debt Service


Budget Year: 2017


Pasay City

Fund/Special Account:

| Creditor (1) | Date Contracted (2) | Term (3) | Principal Amount (4) | Previous Payments Made (5) | | | Amount Due (Budget Year) (6) | | | Balance of the Principal (7) |
|-----------------|------------------------|-------------|-------------------------|-------------------------------|----------|-------|---------------------------------|---------------|----------------|---------------------------------|
| | | | | Principal | Interest | Total | Principal | Interest | Total | |
| | | | | | | | | | | |
| PNB | | | 2,000,000,000.00 | 96,459,982.72 | | | 209,474,000.00 | 57,321,000.00 | 266,795,000.00 | 1,694,066,017.28 |

Certified Correct:


 Alegria T. Casugay, CRA
 Local Accountant

Noted:

 Hon. Antonino G. Calixto
 Local Chief Executive 10/16